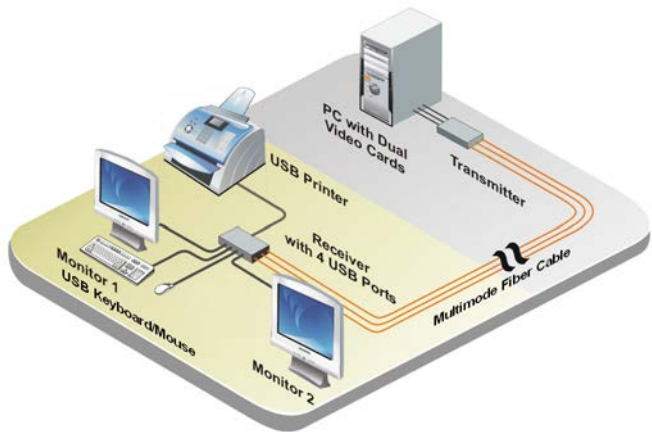
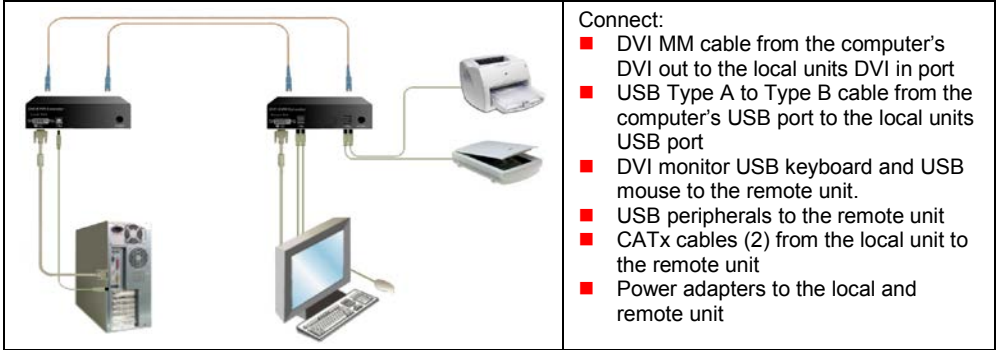


Quick Start Guide

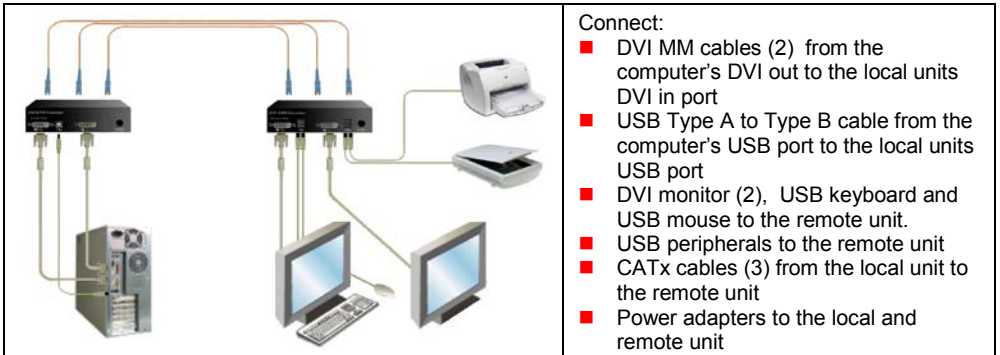
ROSE.COM



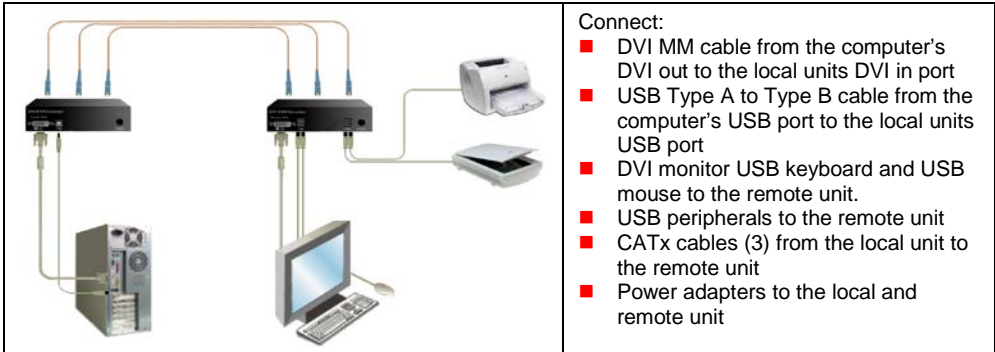
Setup - Single Link / Single Video



Setup - Single Link / Dual Video



Setup - Dual Link / Single Video



DO NOT MODIFY THE 4 POSITION SWITCH SETTINGS UNLESS INSTRUCTED TO DO SO BY TECHNICAL SUPPORT

Power up the computer, remote monitor(s), the local and remote CrystalView DVI plus units. You should see the boot-up sequence on the remote monitor(s). Operating the computer is no different that having a local keyboard and mouse directly connected to the computer.

Applications can be run; printing can be performed and standard maintenance done from a remote location.



Server Management



Solutions



10707 Stancliff Road
Houston, Texas 77449

Phone: (281) 933-7673
WWW.ROSE.COM